



KMCH AC: ADMIN: 015: 2026

29 January 2026

To,

The Environmental Officer,
Karnataka State Pollution Control Board,
Regional Office
Baikampady Industrial Area
Mangalore

Dear Sir,

Sub: Submission of Annual Report regarding handling of Bio Medical Waste.

With reference to the subject cited above, please find enclosed herewith the Annual report for the period January 2025 to December 2025 for handling and disposing of Bio Medical Waste pertaining to this hospital Tower I & Tower II.

Please acknowledge the receipt of the above.

Thanks & Regards,

Cluster Director

Cluster Director
KMC Hospital
Dr. B. R. Ambedkar Circle
Mangalore - 575 001

RECEIVED
Regional Office 30/1/26
Karnataka State Pollution Control Board
Plot No.10-'B', Baikampady Industrial Area
Mangaluru-575011

KMC Hospital, Mangaluru
Dr. B R Ambedkar Circle, Mangaluru 575 001, Karnataka
P +91 082 4286 5000

Manipal Health Enterprises Limited
(Formerly known as Manipal Health Enterprises Private Limited)
CIN : U85110KA2010PLC052540
Regd. Off. The Annexe, #98/2, Rustom Bagh, HAL Airport Road, Bengaluru 560 017, Karnataka
P +91 80 4936 0300 E info@manipalhospitals.com www.manipalhospitals.com



H 2019-0679

Form - IV
(See rule 13)
ANNUAL REPORT


[To be submitted to the prescribed authority on or before 30th June every year for the period from January to December of the preceding year, by the occupier of health care facility (HCF) or common bio-medical waste treatment facility (CBWTF)]

Sl No	Particulars	
1.	Particulars of the Occupier :	
	(i) Name of the authorized person (occupier or operator of facility)	: Cluster Director
	(ii) Name of HCF or CBMWTF	: Kasturba Medical College Hospital, Ambedkar Circle – Tower 2
	(iii) Address for Correspondence	: KMC Hospital, Dr. B.R. Ambedkar Circle, Mangalore – 575001.
	(iv) Address of Facility	: KMC Hospital, Dr. B.R. Ambedkar Circle, Mangalore – 575001.
	(v) Tel. No, Fax. No	: 0824- 2865000
	(vi) E-mail ID	: sadanand.ale@manipalhospitals.com
	(vii) URL of Website	: www.manipalhospitals.com
	(viii) GPS coordinates of HCF or CBMWTF	: NA
	(ix) Ownership of HCF or CBMWTF	: Private
	(x). Status of Authorization under the Bio-Medical Waste (Management and Handling) Rules	: PCB/75/BMW-12/2387 Valid from 06.07.2022 to 30.06.2026
	(xi). Status of Consents under Water Act and Air Act	: Valid up to: 01/07/2021 to 30/06/2026
2.	Type of Health Care Facility	: Super Specialty
	(i) Bedded Hospital	: No. of Beds: 200
	(ii) Non-bedded hospital	: NA
	(Clinic or Blood Bank or Clinical Laboratory or Research Institute or Veterinary Hospital or any other)	
	(iii) License number and its date of expiry	: DKA02012ALSSH 29.02.2024 to 27.02.2029
3.	Details of CBMWTF	
	(i) Number healthcare facilities covered by CBMWTF	: NA
	(ii) No of beds covered by CBMWTF	: NA
	(iii) Installed treatment and disposal capacity of CBMWTF	: NA
	(iv) Quantity of biomedical waste treated or disposed by CBMWTF	: NA
4.	Quantity of waste generated or disposed in Kg per annum (on monthly average basis)	: Yellow Category : Avg. 1020 kgs/ month Yellow C Category: Avg.51 kgs./month Red Category: Avg. 1072 kgs /month White can: Avg. 34 kgs /month Blue Category: Avg. 496 kgs /month General Solid waste :Avg. 2340.21 kgs/ month
5.	Details of the Storage, treatment, transportation, processing and Disposal Facility	

	minutes of the meetings held during the reporting period.		
7.	Details trainings conducted on BMW	:	
	(i) Number of trainings conducted on BMW Management	:	200
	(ii) number of personnel trained	:	150
	(iii) number of personnel trained at the time of induction	:	30
	(iv) number of personnel not undergone any training so far	:	
	(v) whether standard manual for Training is available?	:	YES
	(vi) any other information	:	
8.	Details of the accident occurred during the year	:	NO
	(i) Number of Accidents occurred	:	
	(ii) Number of the persons affected	:	7
	(iii) Remedial Action taken (Please attach details if any)	:	No
	(iv) Any Fatality occurred, details.	:	
9.	Are you meeting the standards of air Pollution from the incinerator? How many times in last year could not met the standards?	:	No
	Details of Continuous online emission monitoring systems installed	:	NA
10.	Liquid waste generated and treatment Methods in place. How many times you have not met the standards in a Year?	:	NA
11.	Is the disinfection method or sterilization meeting the log 4 Standards? How many times you have not met the standards in a year?	:	NA
	Any other relevant information	:	(Air Pollution Control Devices attached with the Incinerator)NA

Certified that the above report is for the period from 01.01.2025 to 31.12.2025 is as per the records held at this hospital.

Date:29/01/2026
Place: Mangaluru


Cluster Director
KMC Hospital
Dr. B. R. Ambedkar Circle
Mangalore - 575 001

Form - IV
(See rule 13)
ANNUAL REPORT


[To be submitted to the prescribed authority on or before 30th June every year for the period from January to December of the preceding year, by the occupier of health care facility (HCF) or common bio-medical waste treatment facility (CBWTF)]

Sl No	Particulars	
1.	Particulars of the Occupier :	
	(i) Name of the authorized person (occupier or operator of facility)	: Cluster Director
	(ii) Name of HCF or CBMWTF	: Kasturba Medical College Hospital, Ambedkar Circle - Tower 1
	(iii) Address for Correspondence	: KMC Hospital, Dr. B.R. Ambedkar Circle, Mangalore - 575001
	(iv) Address of Facility	: KMC Hospital, Dr. B.R. Ambedkar Circle, Mangalore - 575001
	(v) Tel. No, Fax. No	: 0824- 2865000
	(vi) E-mail ID	: sadananda.ale@manipalhospitals.com
	(vii) URL of Website	: www.manipalhospitals.com
	(viii) GPS coordinates of HCF or CBMWTF	: NA
	(ix) Ownership of HCF or CBMWTF	: Private
	(x). Status of Authorization under the Bio-Medical Waste (Management and Handling) Rules	: KPSCB/SEO(MNG)/UIN NO-/ Reg.No. 185220/2021-22/ 221, Valid up to- 30.09.2030
	(xi). Status of Consents under Water Act and Air Act	: Valid up to: 24/12/2021 to 30/09/2030
2.	Type of Health Care Facility	: Super Specialty
	(i) Bedded Hospital	: No. of Beds: 240
	(ii) Non-bedded hospital (Clinic or Blood Bank or Clinical Laboratory or Research Institute or Veterinary Hospital or any other)	: NA
	(iii) License number and its date of expiry	: DKA01236ALSSH 13-09-2022 to 12-09-2027
3.	Details of CBMWTF	
	(i) Number healthcare facilities covered by CBMWTF	: NA
	(ii) No of beds covered by CBMWTF	: NA
	(iii) Installed treatment and disposal capacity of CBMWTF	: NA
	(iv) Quantity of biomedical waste treated or disposed by CBMWTF	: NA
4.	Quantity of waste generated or disposed in Kg per annum (on monthly average basis)	: Yellow Category : Avg. 1833kgs / month Yellow C Category : Avg. 34 kgs / month Red Category: Avg. 2785 kgs /month White can: Avg. 81 kgs /month Blue Category: Avg. 621 kgs /month General Solid waste :Avg. 4908.23 kgs./month

	(i) Number of trainings conducted on BMW Management	:	18
	(ii) number of personnel trained	:	250
	(iii) number of personnel trained at the time of induction	:	75
	(iv) number of personnel not undergone any training so far	:	NA
	(v) whether standard manual for Training is available?	:	YES
	(vi) any other information	:	NO
8.	Details of the accident occurred during the year	:	
	(i) Number of Accidents occurred	:	9
	(ii) Number of the persons affected	:	NO
	(iii) Remedial Action taken (Please attach details if any)	:	NA
	(iv) Any Fatality occurred, details.	:	NO
9.	Are you meeting the standards of air Pollution from the incinerator? How many times in last year could not met the standards?	:	YES/NIL
	Details of Continuous online emission monitoring systems installed	:	NO
10.	Liquid waste generated and treatment Methods in place. How many times you have not met the standards in a year ?	:	YES
11.	Is the disinfection method or sterilization meeting the log 4 Standards? How many times you have not met the standards in a year?	:	YES
	Any other relevant information	:	(Air Pollution Control Devices attached with the Incinerator)NA

Certified that the above report is for the period from 01.01.2025 to 31.12.2025 is as per the records held at this hospital.

Date: 29/01/2026
Place: Mangaluru


Cluster Director
KMC Hospital
Dr. B. R. Ambedkar Circle
Mangalore - 575 001

Tower 1 - KMC Hospital - Ambedkar Circle, Mangalore

Data of Bio- Medical Waste for the year of 2025

Month	Yellow In KG's	Average /day	Yellow C In KG's	Average /day	Red In KG'S	Average /day	Blue In KG'S	Average /day	Can In KG'S	Average /day	Total In KG's	Black In KG'S	Average /day
Jan	1827.48	59	27.02	1	2926.22	94	705.22	23	88.58	3	5574.52	5151.30	166
Feb	1607.94	57	27.24	1	2583.64	92	580.02	21	74.50	3	4873.34	4527.39	162
Mar	1958.24	63	36.12	1	3174.04	102	670.66	22	92.12	3	5931.18	4860.21	157
Apr	1809.7	60	38.74	1	2780.31	93	590.82	20	78.6	3	5298.17	4503.36	150
May	1754.21	57	46.26	1	2777.1	90	625.32	20	82.06	3	5284.95	4595.64	148
Jun	1847.02	62	45.12	2	2695.77	90	601.60	20	80.06	3	5269.57	4568.96	152
Jul	2038.4	66	26.24	1	2904.6	94	647.42	21	91.26	3	5707.92	5303.36	171
Aug	1911.98	62	33.26	1	2813.56	91	611.84	20	82.14	3	5452.78	5248.87	169
Sep	2036.36	68	35.14	1	2806.62	94	629.2	21	88.30	3	5595.62	5350.76	178
Oct	1689.64	55	34.48	1	2570.48	83	628.76	20	64.18	2	4987.54	4916	159
Nov	1729.21	58	32.58	1	2652.21	88	572.6	19	75.24	3	5061.84	4914.04	164
Dec	1782.4	57	29.66	1	2733.82	88	588.4	19	78.72	3	5213.00	4958.88	160
Total	21992.58	723	412	14	33418.37	1099	7451.86	245	975.76	32	64250	58898.77	1936
Average/Month	1833		34		2785		621		81		5354.20	4908.23	




Cluster Director
KMC Hospital
Dr. B. R. Ambedkar Circle
Mangalore - 575 001

SMC Integrated Facility Management Solutions
Tower II - KMC Hospital - Ambedkar Circle, Mangalore



Data of Bio- Medical Waste for the year of 2025

Month	Yellow In KG's	Average /day	Yellow C In KG's	Average /day	Red In KG'S	Average /day	Blue In KG'S	Average /day	Can In KG'S	Average /day	Total In KG's	Black In KG'S	Average /day
Jan	1104.72	36	52.78	1.70	1142.60	37	481.20	16	30.18	1	2811.48	2719	88
Feb	992.36	35	39.04	1.39	1029.74	37	431.96	15	30.84	1	2523.94	2232	80
Mar	963.29	31	43.66	1.41	1041.74	34	485.32	16	33.34	1	2567.35	2647.5	85
Apr	930.74	31	44.52	1.48	1027.76	34	481.76	16	34.66	1	2519.44	2479	83
May	1067.03	34	46.98	1.52	1008.29	33	521.72	17	41.51	1	2685.53	2686	87
Jun	982.16	33	45.52	1.52	1042.66	35	500.72	17	29.20	1	2600.26	2317	77
Jul	1099.29	35	61.54	1.99	1178.28	38	515.71	17	34.30	1	2889.12	2321	75
Aug	1012.98	33	64.28	2.07	1092.64	35	502.14	16	40.50	1	2712.54	2619	84
Sep	995.50	33	53.34	1.78	1045.53	35	483.52	16	31.50	1	2609.39	2133	71
Oct	1029.56	33	55.84	1.80	1123.78	36	530.18	17	36.18	1	2775.54	1912	62
Nov	970.60	32	54.14	1.80	1039.32	35	507.86	17	31.62	1	2603.54	1878	63
Dec	1092.74	35	47.02	1.52	1093.78	35	505.62	16	35.22	1	2774.38	2139	69
Total	12240.97	402.47	608.66	19.98	12866.12	423.06	5947.71	195.48	409.05	13.438	32072.51	28083	923.07
Average/Month	1020		51		1072		496		34		2672.71	2340.21	


Cluster Director
KMC Hospital
Dr. B. R. Ambedkar Circle
Mangalore - 575 001